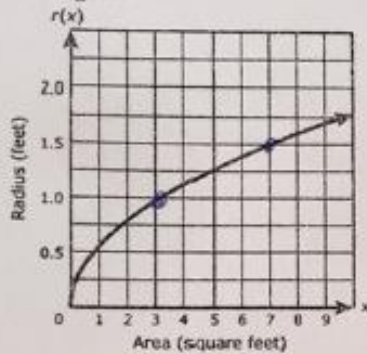


Name: _____ Class: _____ Date: _____

ID: A

Algebra 1 EOC FSA Practice Test (Calculator Portion)

1. The function $r(x)$ represents the radius of a circle for a given area x . A graph of the function is shown in the figure.



$(3, 1)$
 $(7, 1.5)$

$$\frac{1.5 - 1}{7 - 3} = \frac{0.5}{4} = \frac{5}{40} = \frac{1}{8} = 0.125$$

According to the graph, what is the approximate average rate of change in the radius of the circle as the area increases from 3 square feet to 7 square feet?

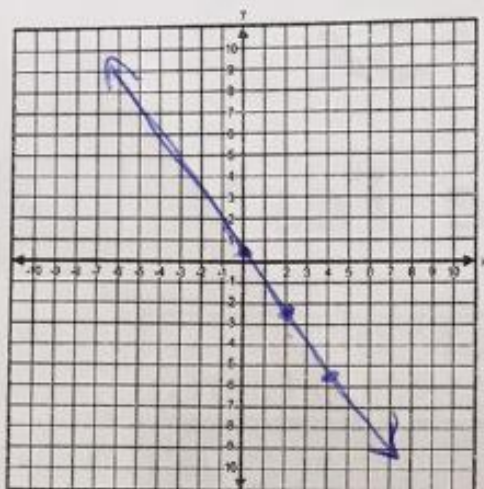
- (A) 0.125 foot per square foot
- (B) 0.25 foot per square foot
- (C) 0.5 foot per square foot
- (D) 8 feet per square foot

2. Which of the following correlation coefficients indicate a strong linear correlation?

- (A) -0.872691
- (B) -0.658799
- (C) -0.125866
- (D) 0.568962
- (E) 0.798264
- (F) 0.989862

$|c|$ close to 1

- 5 The ordered pairs (20, -29.5), (21, -31) and (22, -32.5) are points on the graph of the linear equation. Graph the line that shows all of the ordered pairs in the solution set of this linear equation.



$$m = \frac{-32.5 - (-29.5)}{22 - 20}$$

$$m = -\frac{3}{2} \quad y - y_1 = m(x - x_1)$$

$$y + 31 = -\frac{3}{2}(x - 21)$$

$$y + 31 = -\frac{3}{2}x + \frac{63}{2} \quad y = -\frac{3}{2}x + \frac{125}{2}$$

$$y = -\frac{3}{2}x + \frac{1}{2}$$

~~$$y = -\frac{3}{2}x + \frac{125}{2}$$~~

- 7 Fill in the missing portions of the function to rewrite $g(x) = 3x^2 - 33x - 180$ to reveal the zeros of the function. What are the zeros of $g(x)$?

Enter your answers in the boxes.

$$g(x) = 3(x + \boxed{4})(x - \boxed{15})$$

Zeros: $\boxed{-4}$ and $\boxed{15}$

$$g(x) = 3x^2 - 33x - 180$$

$$0 = x^2 - 33x - 300$$

1. 300
2. 150
3. 100
4. 75
5. 60
6. 50
10. 30

$$g(x) = 3x^2 - 33x - 180 \rightarrow 0 = 3(x^2 - 11x - 60)$$

$$0 = x^2 - 33x - 540$$

$$0 = (x + \frac{12}{3})(x - \frac{45}{3})$$

$$x + 4 = 0 \quad x - 15 = 0$$

~~$$x = 12$$~~

~~$$x = 45$$~~

$$x = -4$$

$$x = 15$$

1. 540
2. 270
3. 180
4. 135
5. 108
6. 90
9. 60
10. 54
12. 45

$$0 = 3(x - 15)(x + 4)$$

$$\begin{array}{r} x - 15 = 0 \quad x + 4 = 0 \\ +15 \quad +15 \quad -4 \quad -4 \\ \hline x = 15 \quad x = -4 \end{array}$$

Name: _____

ID: A

5. A function is shown.

$$f(x) = x^2 + 2x - 48 \quad (x-6)(x+8) = 0$$

One of the zeros of the function is $x = 6$.

What is the other zero of the function?

← → ↶ ↷ ✖

1	2	3	x
4	5	6	+ - * /
7	8	9	< ≤ = ≥ >
0	-	$\frac{\square}{\square}$	\square^\square \square_\square (\square) $\sqrt{\square}$ $\sqrt[\square]{\square}$ π $ $

$$\begin{array}{r} x-6=0 \\ +6 \quad +6 \\ \hline x=6 \end{array}$$

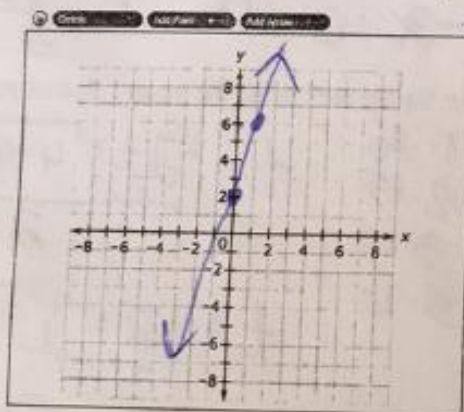
$$\begin{array}{r} x+8=0 \\ -8 \quad -8 \\ \hline x=-8 \end{array}$$

6. A linear function is represented in the table shown.

x	y
-1	-6
1	-2
3	2

+2 < } +4 → (0, -4)
 +2 < } +4

Draw a line on the coordinate grid that has a greater y-intercept than the function represented by the table and is perpendicular to function $y + \frac{1}{4}x = 2$



$$-\frac{1}{4}x - \frac{1}{4}x$$

$$y = -\frac{1}{4}x + 2$$

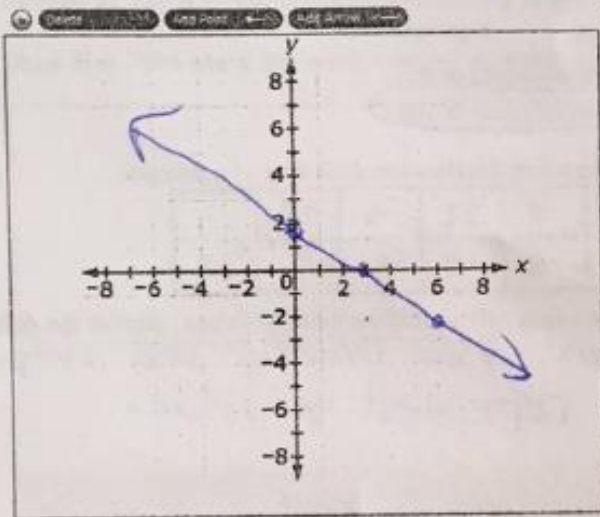
$$m = -\frac{1}{4}$$

perpendicular
 $m = 4$

7. A Linear equation is shown.

$$2x + 3y = 6$$

Graph this equation.



$$x=0 \quad \frac{3y}{3} = \frac{6}{3}$$

$$y=2$$

$$y=0 \quad \frac{2x}{2} = \frac{6}{2}$$

$$x=3$$

OR

$$\begin{array}{r} 2x + 3y = 6 \\ -2x = 0 \\ \hline 3y = -2x + 6 \\ \frac{3y}{3} = \frac{-2x + 6}{3} \\ y = -\frac{2}{3}x + 2 \end{array}$$

8. An artist uses tiles to create a design. The design is created in stages and the total number of tiles the artist uses in each stage follows a pattern, as shown in the table.

Artist's Design

Stage Number	Total Number of Tiles
1	1
2	3
3	5
4	7
5	9
6	11
7	13

2
2
2
2
2
2
2

$$y = 2x - 1$$

$$y = 2(1) - 1 = 1$$

$$y = 2(1) - 1 = 1$$

$$2 - 1 = 1$$

works for all points

Create an equation that models the number of tiles in a given stage.

$y = 2x - 1$

Name: _____

ID: A

Na

9 A local theater sells admission tickets for \$9.00 on Thursday nights. At capacity, the theater holds 100 customers. The function $M(n) = 9n$ represents the amount of money the theater takes in on Thursday nights, where n is the number of customers. What is the domain of $M(n)$ in this context? Select the correct answer.

- must be whole numbers up to 100 x-values
- (A) all whole numbers
 - (B) all non-negative rational numbers
 - (C) all non-negative integers that are multiples of 9
 - (D) all non-negative integers less than or equal to 100

10 Jerome is constructing a table of values that satisfies the definition of a function.

Input	-13	20	0	-4	11	-1	17	
Output	-15	-11	-9	-2	-1	5	5	13

What number(s) can be placed in the empty cell so that the table of values satisfies the definition of a function? → each input has exactly one output

Select all that apply.

- no repeated x-values
- (A) -5
 - (B) -1
 - (C) 0
 - (D) 2
 - (E) 11
 - (F) 17

11 When the solutions to each of the two equations are graphed in the xy -coordinate plane, the graphs of the solutions intersect at a point.

$$y = x^2 - 2x - 5 = 16 - 8 - 5 = \boxed{3}$$

$$y = x^3 - 2x^2 - 5x - 9$$

What is the y -coordinate of the point of intersection?
Enter your answer in the box.

$y = \boxed{3}$

$$\begin{array}{r} x^3 - 2x^2 - 5x - 9 = x^2 - 2x - 5 \\ -x^2 + 2x + 5 \quad -x^2 + 2x + 5 \\ \hline x^3 - 3x^2 - 3x - 4 = 0 \quad \times \end{array}$$

Guess and check

1	-9	$1 - 3 - 3 - 4 = -9$
2	-14	$8 - 12 - 6 - 4 = -14$
-1	-5	$-1 - 3 + 5 - 4 = -5$
-2	-18	$-8 - 12 + 6 - 4 = -18$
3	-13	$27 - 27 - 9 - 4 = -13$
4	0	$64 - 48 - 12 - 4 = 0$

$x = 4$

Name: _____

- 12 You find a line of fit for a set of data and calculate that the correlation coefficient for the model is -0.34 . Which statement best describes the fit of the model to the data?
- (A) The correlation coefficient suggests a strong positive correlation, so this model is a good fit for the data.
 - (B) The correlation coefficient suggests a weak positive correlation, so this model is a not a good fit for the data.
 - (C) The correlation coefficient suggests a weak negative correlation, so this model is a not a good fit for the data.
 - (D) The correlation coefficient suggests a strong negative correlation, so this model is a good fit for the data.

13 A quadratic equation is shown.

$$x^2 - 6x - 72 = 0$$

$\begin{matrix} 1.72 & 4.18 \\ 2.36 & 6.0 \\ 3.24 & 6.0 \end{matrix}$

$$(x - 12)(x + 6) = 0$$

What is the factored form of the quadratic equation?

$(x + 6)(x - 12)$

← → ↶ ↷				⊗ ⊙			
1	2	3	x				
4	5	6	+	-	*	÷	
7	8	9	<	=	>	>	
0	.	-	$\frac{\square}{\square}$	\square^\square	\square^\square	()	

14 Morgan drops a rock from a bridge that is 30 meters above the river. The height of the rock in meters, h , after t seconds is modeled by the function shown.

$$h(t) = -\frac{1}{2}t^2 - 2t + 30 = 0$$

$$t^2 + 2t - 30 = 0 \quad (x = \frac{-b \pm \sqrt{b^2 - 4ac}}{2a})$$

Find the approximate number of seconds it will take for the rock to hit the water. Round your answer to the nearest whole number.

- (A) 0
- (B) 5
- (C) 10
- (D) 30

- 1.30
- 2.15
- 3.10
- 5.10

$$t = \frac{-2 \pm \sqrt{4 - 4(1)(-30)}}{2}$$

$$t = \frac{-2 \pm \sqrt{4 + 120}}{2}$$

$$t = \frac{-2 \pm \sqrt{124}}{2}$$

$$t \approx 4.57$$

$x = 5$
 $x + 5$
 X

Name: _____

ID: A

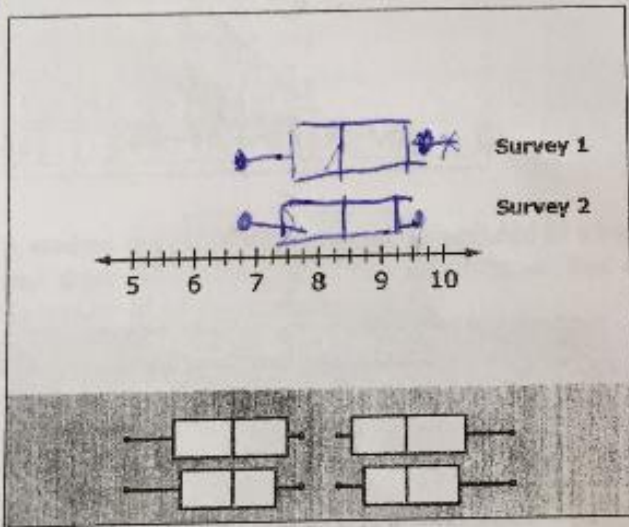
16 Eddie's Ice Cream conducts two surveys in which people are asked, on a scale of 1 to 10, how much they like the company's products. The results of the surveys are shown.

Survey 1: 9.2, 6.7, 7.3, 7.9, 9.5, 8.4, 8.1, 8.8, 9.0

Survey 2: 9.4, 6.7, 7.0, 8.1, 8.4, 9.5, 7.8, 8.6, 9.0

Draw Box Plots above the number line to represent each survey.

5 17 18 18



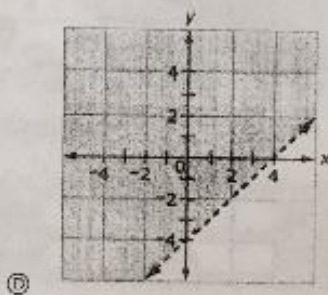

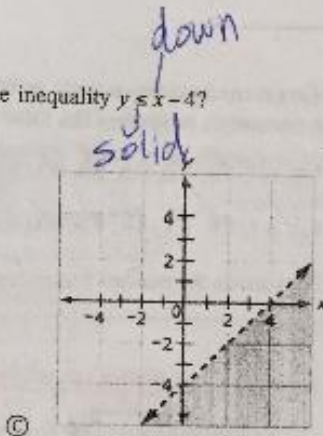
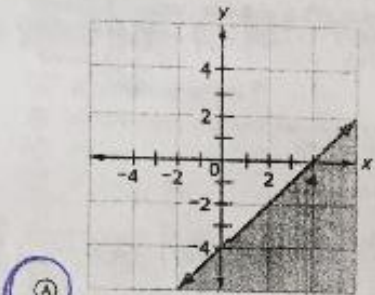
7.4
2 | 6.7, 7.0 | 7.8 8.1 | 8.4 | 8.6
9.0 | 9.4 9.5
9.2

Name: _____

ID: A

Name: _____

Which graph represents the solution set to the inequality $y \leq x - 4$?



Consider the function $f(x) = 2x^2 + 6x - 8 = 2(x^2 + 3x - 4) = 2(x + 4)(x - 1)$

Part A

Fill in the missing portions of the equation to rewrite $f(x)$ to reveal the vertex of the graph of the function.

Enter your answers in the boxes. Use decimals if necessary.

$$f(x) = 2(x + 1.5) \quad)^2 + (-12.5)$$

$$2(x^2 + 3x + 2.25) - 8 = 4.5$$

$$2(x + 1.5)^2 - 12.5$$

Part B

Fill in the missing portions of the equation to rewrite $f(x)$ to reveal the zeros of the function.

Enter your answers in the boxes. Use decimals if necessary

$$f(x) = 2(x + 4) \quad)(x + -1) \quad)$$

Name: _____

ID: A

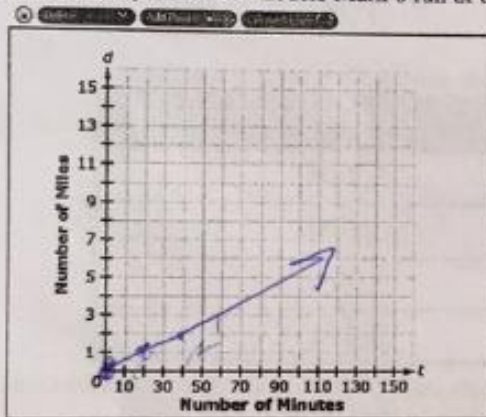
21. Monika is running around a park on a trail that is 7 miles long. The number of miles Monika has run, d , after t minutes is modeled by the equation shown.

$$d = \frac{1}{15}t + 1$$

Mark is running around the same trail and starts at the same time as Monika. His speed is $\frac{3}{4}$ as fast as Monika's speed, and he starts a mile behind her.

Graph the equation that models Mark's run at this speed.

$$\frac{3}{4} \cdot \frac{1}{15} = \frac{3}{60} = \frac{1}{20}$$



22. The formula that can be used to determine the speed of a wave pulse traveling along a string of wire is shown.

$$LT = \frac{mv^2}{L} \cdot L$$

$$\frac{LT}{m} = \frac{mv^2}{m}$$
$$\sqrt{\frac{LT}{m}} = \sqrt{v^2}$$

$$v = \sqrt{\frac{LT}{m}}$$

Write an equation that shows the given formula solved for v .

$v = \sqrt{LT/m}$											
← → ↶ ↷ ✖											
1	2	3	7	m	v	L					
4	5	6	+	-	*	/					
7	8	9	<	>	=	>					
0	.	-	$\frac{\square}{\square}$	\square^\square	\square_\square	()		$\sqrt{\square}$	$\sqrt[\square]{\square}$	π	i

Name: _____

ID: A

23 A quadratic equation is shown.

$$x^2 + 2x - 15 = 0$$

$$(x+5)(x-3) = 0$$

Factor the quadratic equation to show the zeros.

$(x-3)(x+5) = 0$

← → ↶ ↷ ✕											
1	2	3	x								
4	5	6	+	-	·	÷					
7	8	9	<	≤	=	≥	>				
0	.	-	$\frac{\square}{\square}$	\square^\square	\square_\square	()		$\sqrt{\square}$	$\sqrt[\square]{\square}$	π	i

$$\begin{array}{r} x+5=0 \\ -5 \quad -5 \\ \hline x=5 \end{array}$$

$$\begin{array}{r} x-3=0 \\ +3 \quad +3 \\ \hline x=3 \end{array}$$

24 A random sample of 200 teenagers participated in a taste test. Each teenager sampled four choices of fruit drink (labeled "A", "B", "C", and "D"), and then were asked to pick a favorite. The table shows the results of this taste test.

	A	B	C	D	Total
Boys	45	25	30	20	120
Girls	25	10	30	15	80
Total	70	35	60	35	200

$\frac{80}{200} = \frac{40}{100}$ A ✓

Based on the information given, which of the given statements are true?

Select all that apply.

- (A) 40% of the participants were girls.
- (B) 70% of the participants preferred "A".
- (C) $\frac{20}{120}$ of the boys preferred "D".
- (D) $\frac{10}{35}$ of the participants who preferred "B" were girls.
- (E) The proportion of boys who preferred "C" is equal to the proportion of girls who preferred "C".

Name: _____

- 27 A line contains the points (0, 0) and (1, 4).

Select all the equations that represent this line.

- (A) $y = x + 4$ $0 \neq 0 + 4$ ✗
 (B) $y = 4x$ $0 = 4 \cdot 0 \checkmark$ $4 = 4 \cdot 1 \checkmark$
 (C) $4y - 0 = 4(x - 0)$ $0 - 0 = 4(0 - 0) \checkmark$ $4 - 0 = 4(1 - 0) \checkmark$
 (D) $x = 4y$ $0 = 4 \cdot 0 \checkmark$ $1 = 4 \cdot 4 \times$
 (E) $x = 0.25y$ $0 = 0.25 \cdot 0 \checkmark$ $1 = 0.25(4) \checkmark$
 (F) $y = 4x^2$ $0 = 4 \cdot 0^2 \checkmark$ $4 = 4 \cdot 1^2 \checkmark$ not a line ✗

- 28 Elephant Population Estimates- Namibia
 Combined estimates for Etosha National Park and the Northwestern population

Year	Base Year	Estimated Number of Elephants
1998	3	3,218
2000	5	3,628
2002	7	3,721
2004	9	3,571

The elephant population in Northwest Namibia and Etosha National Park can be predicted by the expression, $2,649(1.045)^b$, where b is the number of years since 1995.

beginning value \leftarrow \rightarrow rate of change

What does the value of 2,649 represent?

- (A) The predicted increase in the number of elephants in the region each year
 (B) The predicted number of elephants in the region in 1995
 (C) The year when the elephant population is predicted to stop increasing
 (D) The percentage the elephant population is predicted to increase each year

- 29 The function $h(n)$ describes the total amount of money a movie theater receives for n tickets sold.

Which domain is appropriate for this function?

- (A) all integers
 (B) all real numbers
 (C) all positive integers and zero
 (D) all positive real numbers and zero

Name: _____

ID: A

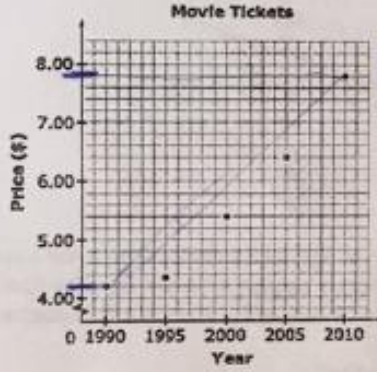
Name: _____

30 An equation is shown. $x^2 + 8x + 19 = 0$
 $(x^2 + 8x + 16) = -3$
 $(x+4)^2 = -3$

What is an equivalent equation that results from completing the square?

$(x+4)^2 + 3$									
←	→	↶	↷	⊞	⊟	⊠	⊡	⊣	⊤
1	2	3	x	y					
4	5	6	+	-	*	÷			
7	8	9	<	=	>				
0	.	-	$\frac{\square}{\square}$	\square^\square	\square^\square	\square^\square	\square^\square	\square^\square	\square^\square

31 Movie theater ticket prices from 1990 to 2010 are shown in the graph.



~~$(7.80, 2010)$ $(2010, 7.80)$~~
 $\Delta y = \$4$
 $\Delta x = 20 \text{ years}$
 $\frac{4}{20} = \frac{1}{5} = 0.2$
\$0.20 per year
 $(4.20, 1990)$ $(1990, 4.20)$

What is the approximate rate of change from the price of movie tickets in 1990 to the price of movie tickets in 2010, in dollars per year?

0.18		
←	→	↶
1	2	3
4	5	6
7	8	9
0	.	-

$$\frac{2010 - 1990}{7.80 - 4.20} =$$
$$\frac{2010 - 1990}{7.80 - 4.20} = \frac{20}{3.60} = 0.18$$

Name: _____

ID: A


$$\frac{4}{3} \cdot \frac{3}{4} x^2 = 48 \cdot \frac{4}{3}$$

$$\sqrt{x^2} = \sqrt{64}$$

32 What are the solutions to the equation $\frac{3}{4}x^2 = 48$?

Enter your answers in the space provided. Enter only your answers.

$$x = 8, -8$$



$$x = \boxed{8} \text{ and } x = \boxed{-8}$$

33 The manager of a coffee shop suspects that as the outside temperature decreases in the evening, the number of hot beverages she sells will increase. The manager creates a model to see whether this is true.

What are the most appropriate variables for this model?

- (A) independent variable: number of hot beverages sold; dependent variable: hourly outside temperature
- (B) independent variable: hourly outside temperature; dependent variable: number of hot beverages sold
- (C) independent variable: number of hot beverages sold; dependent variable: average evening outside temperature
- (D) independent variable: average evening outside temperature; dependent variable: number of hot beverages sold

34 A comparison of the prices of various sizes of pizza at 3 stores in one city was made. The results are shown in the table.



	Medium	Large	Family
Store A	\$8.55	\$11.95	\$13.95
Store B	\$6.25	\$6.75	\$8.25
Store C	\$11.70	\$15.40	\$18.60

$$= 0.18$$

$$= 21.25/3 = 7.08$$


$$= 45.70/3 = 15.23 - 7.08 = 8.15$$

In dollars, how much greater is the mean of the prices at the most expensive store than the mean at the least expensive store?

$$\boxed{\$8.15}$$

me: _____

ID: A

-  In a basketball game, Marlene made 18 field goals. Each of the field goals were worth either 2 points or 3 points, and Marlene scored a total of 39 points from field goals.

Part A

Let x represent the number of two-point field goals and y represent the number of three-point field goals. Write a system of equations in terms of x and y to model the situation.

Enter your answer in the space provided. Enter **only** your system.



$$\begin{aligned}x + y &= 18 \\ 2x + 3y &= 39\end{aligned}$$

- Numbers
- Algebraic and Units
- Exponents, Roots, Logs
- Relations
- Geometry
- Groups
- Trigonometry
- Statistics
- Greek

$$\begin{aligned}x + y &= 18 \\ 2x + 3y &= 39 \\ -2 \rightarrow -2x - 2y &= -36 \\ \hline y &= 3\end{aligned}$$

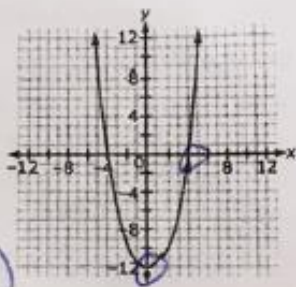
Part B

How many three-point field goals did Marlene make in the game?

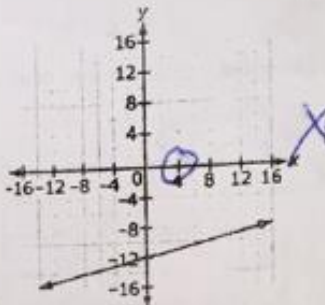
Enter your answer in the box.

Name: _____

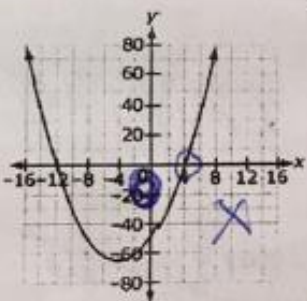
- 576 A function has an x-intercept at (4,0) and a y-intercept at (0,-12). Which graph could represent the function?



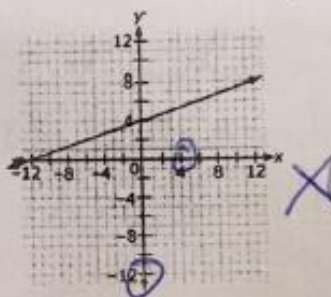
(A)



(C)



(B)



(D)

- 577 The annual average temperature of a location depends in part on its distance from the equator. The latitude at the equator is 0. Scientists collected data from a number of locations. The line of best fit for the data is $y = 90 - x$, where x is measured in degrees latitude and y is measured in degrees Fahrenheit.

What is the meaning of the constant term in this equation?

- (A) It is the average temperature at the equator.
 (B) It is the rate of change in temperature at the equator.
 (C) It is the number of different locations where data were collected.
 (D) It is the rate of decrease of 1 degree in temperature for each degree in distance from the equator.

- 578 The solution to the system of equations $x + y = 1$ and $x - y = -7$ is $(x, y) = (-3, 4)$. This solution is NOT a solution to which of the following equations?

(A) $x + y - 2(x - y) = 1 - 2(-7)$

$$-3 + 4 - 2(-3 - 4) = 1 - 2(-7) \quad \checkmark$$

(B) $3(x + y) + x - y = 3(1) - 7$

$$3(-3 + 4) + -3 - 4 = 3(1) - 7$$

(C) $x + y + 5(x - y) = 5(1) - 7$

$$1 + 5(-7)$$

(D) $-4(x + y) + x - y = 1 - 4(-7)$

$$-4(1) + (-7)$$

$$-4(-3 + 4) + (-3) - 4$$

(E) $x + y - x + y = 1 + 7$

$$-4(1) + -7$$

$$-3 + 4 - (-3) + 4$$

$$1 + 3 + 4$$

$$1 + 7 \quad \checkmark$$

ne: _____

- 39 Which quantities are most likely to have a cause-and-effect relationship?
- (A) The average number of televisions per household in a country and the country's average life expectancy
 - (B) A student's grade in history class and the student's grade in math class
 - (C) The level of nutrients in soil and the rate of plant growth
 - (D) The amount of ice cream sold and the number of people wearing sunglasses