

### 13.1 Exploring Periodic Data

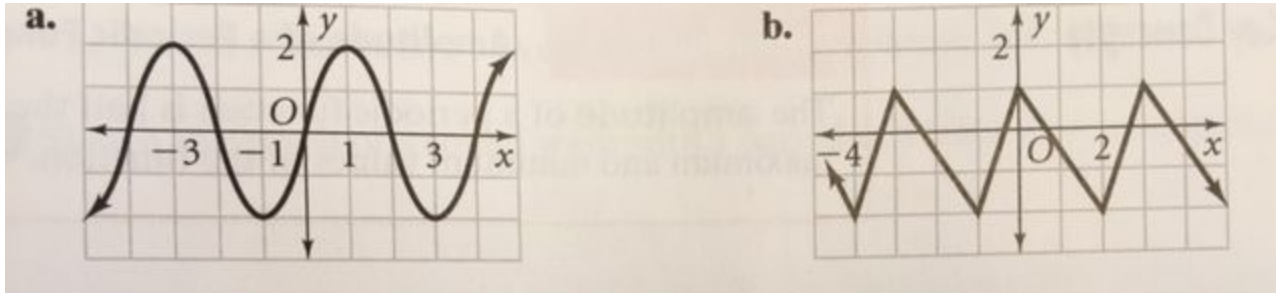
**Periodic function** - repeats a pattern of y-values (outputs) at regular intervals.

**Cycle** - 1 complete pattern. A cycle may begin at any point on the graph of the function.

**Period** - the horizontal length of 1 cycle, - in terms of x-values.

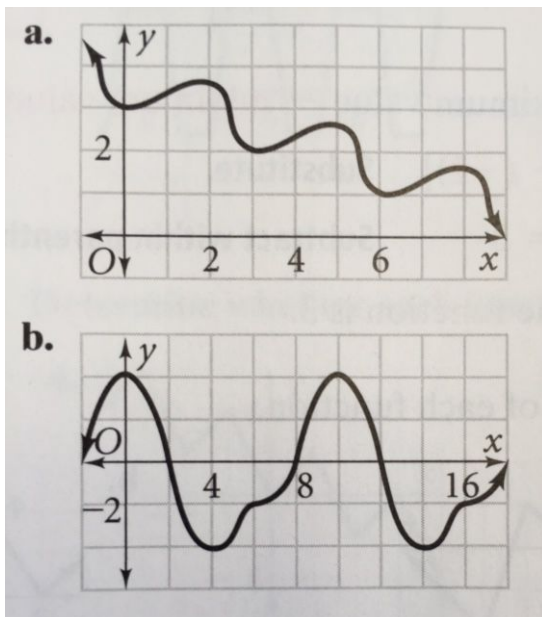
#### Example 1: Identifying Cycles and Periods

Analyze the periodic function. a) Identify 1 cycle in two different ways. b) Determine the period of the function.



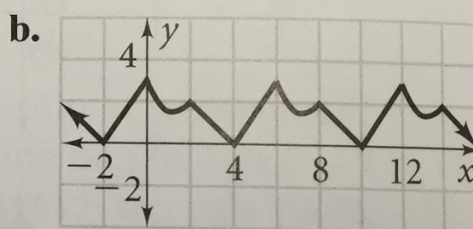
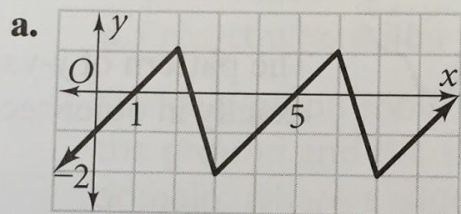
#### Example 2: Identifying Periodic Functions

Determine whether each function is or is not periodic. If it is, find the period.



**Amplitude** - of a periodic function measures the amount of variation in the y-values. To find the amplitude:

**Example 3: Find the Amplitude of the periodic function.**



## 13.2 Angles (day 1)

An **angle in standard position** has:

- vertex is at the \_\_\_\_\_
- one ray is on the \_\_\_\_\_

**Initial side** - the ray on the positive x-axis

**Terminal side** - the other ray of the angle

The **measure of an angle in standard position** is the amount of rotation from the initial side to the terminal side.

The measure of an angle is **positive** when the rotation from the initial side to terminal side is \_\_\_\_\_.

The measure of an angle is **negative** when the rotation from the initial side to terminal side is \_\_\_\_\_.

Sketch and angle in standard position:

### **Example 1: Measuring an Angle in Standard Position**

Find the measure of the angle.

### **Example 2: Sketching an Angle in Standard Position**

Sketch each angle in standard position.

a.  $85^\circ$

b.  $-320^\circ$

c.  $180^\circ$

**Coterminal Angles** - Two angles in standard position are coterminal if they have the same terminal side. For any given angle, there are infinitely many coterminal angles. To find a coterminal angle, **add or subtract 360°**.

**Example 3: Finding Coterminal Angles**

- a. Find a positive angle and a negative angle that are coterminal with  $198^\circ$ .      b. Are the angles with measure  $40^\circ$  and  $680^\circ$  coterminal? Explain.
- c. Find the measure of an angle between  $0^\circ$  and  $360^\circ$  coterminal with  $385^\circ$ .      d. Find the measure of an angle between  $0^\circ$  and  $360^\circ$  coterminal with  $-356^\circ$ .

**Recall: Special Right Triangles**

45°-45°-90° Let a leg be x.	30°-60°-90° Let the shorter leg be x.
-----------------------------	---------------------------------------

Find the missing side lengths in each 45°-45°-90° triangle. Rationalize any denominators.

1. hypotenuse = 1 inch                      2. leg = 2 cm                      3. hypotenuse =  $\sqrt{3}$  ft

Find the missing side lengths in each 30°-60°-90° triangle. Rationalize any denominators.

4. shorter leg = 3 inch                      5. longer leg = 1 cm                      6. hypotenuse = 1 ft

### **13.2 The Unit Circle (day 2)**

**Warm Up:** Sketch the angle in standard position:

1.  $\theta=30^\circ$

2.  $\theta=45^\circ$

3.  $\theta=60^\circ$

**Unit Circle** - a circle with a radius of \_\_\_\_\_ and its center is at the \_\_\_\_\_

Points on the unit circle are related to periodic functions. You can use the symbol  $\theta$  "theta" for the measure of an angle in standard position.

Sketch the unit circle:

#### **Definition: Cosine and Sine of an Angle**

Given: an angle in standard position with measure  $\theta$ .

The **cosine of  $\theta$**  is the \_\_\_\_\_-coordinate of the point at which the terminal side intersects the unit circle.

The **sine of  $\theta$**  is the \_\_\_\_\_-coordinate of the point at which the terminal side intersects the unit circle.

Sketch:

**Example 4&5:** Find the cosine and sine of the angle. Provide a sketch of the angle in standard position.

a.  $30^\circ$

b.  $45^\circ$

c.  $60^\circ$

Find the cosine and sine of the angle. Provide a sketch of the angle in standard position.

d.  $0^\circ$

e.  $90^\circ$

f.  $120^\circ$

g.  $-120^\circ$

h.  $-60^\circ$

i.  $150^\circ$

**Practice Problems:**

Calculator Needed: For angles that are not a multiple of  $30^\circ$  or  $45^\circ$ , you will need your calculator. Find  $\cos\theta$  and  $\sin\theta$ .

1.  $\theta=32^\circ$

2.  $\theta=-210^\circ$

3.  $\theta=-10^\circ$

Find a positive and negative coterminal angle for the given angle.

4.  $\theta=400^\circ$

5.  $\theta=-125^\circ$

6.  $\theta=-57^\circ$

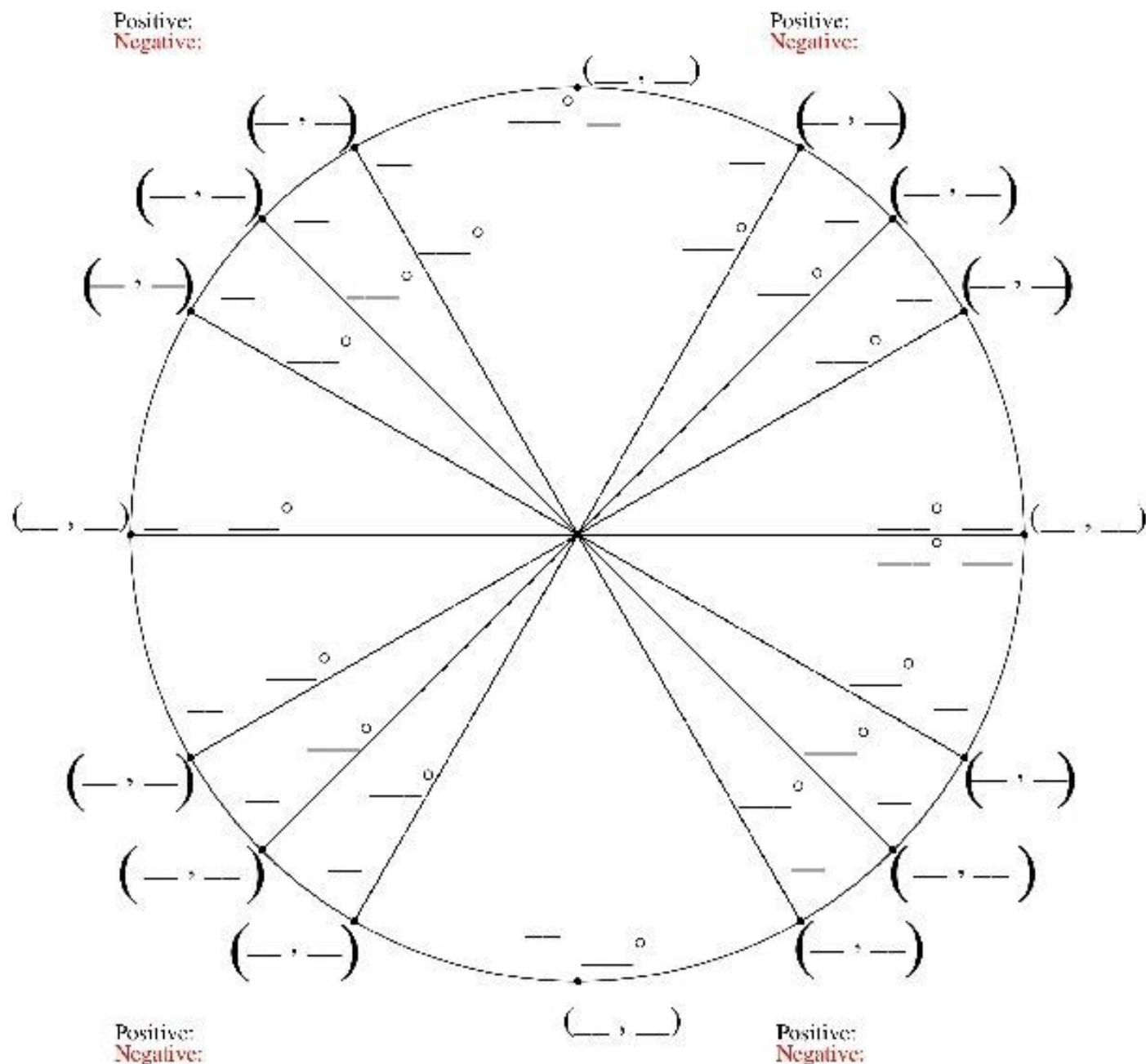
In which quadrant, or on which axis, does the terminal side of each angle lie? Sketch the angle to help you.

7.  $210^\circ$

8.  $-60^\circ$

9.  $270^\circ$

# Fill in The Unit Circle



### 13.3 Radian Measure (Day 1)

**Warm Up:** Find the circumference of a circle with the given radius or diameter. Round your answer to the nearest tenth.

1. radius 4 in

2. diameter 70 m

**Central angle** - an angle whose vertex is the \_\_\_\_\_ of a circle *sketch:*

**Intercepted arc** - the portion of the circle with endpoints on the sides of the central angle and remaining points within the interior of the angle.

**Radian** - when the intercepted arc equals the radius, *sketch:* the measure of the angle is 1 radian

- The circumference of a circle is \_\_\_\_\_. Thus there are \_\_\_\_\_ in any circle.
- Since  $2\pi$  radians = \_\_\_\_\_ $^\circ$ , then  $\pi$  radians = \_\_\_\_\_ $^\circ$
- Thus you can use this proportion to convert between degrees and radians.

#### Example 1: Use a proportion

a. Find the radian measure of  $60^\circ$ .

b. Find the degree measure of  $\frac{5\pi}{2}$  radians



### Converting between Radians and Degrees

- To convert degrees to radians, multiply by \_\_\_\_\_
- To convert radians to degrees, multiply by \_\_\_\_\_

### Example 2: Using Dimensional Analysis

Convert the angle to degrees. Round to the nearest degree.

a.  $-\frac{3\pi}{4}$  radians

b.  $\frac{\pi}{2}$  radians

c. 2 radians

Convert the angle to radians. Round to the nearest hundredth.

d.  $27^\circ$

e.  $225^\circ$

f.  $150^\circ$

**Example 3:** Find the exact values of  $\cos\theta$  and  $\sin\theta$  for each angle measure.

Step 1: Convert to degrees.

Step 2: Draw the angle. The terminal side is the hypotenuse.

Step 3: Complete the right triangle. Draw a leg to the **x-axis**.

Step 4: State the  $\cos\theta$  and  $\sin\theta$ .

a.  $\frac{\pi}{4}$  radians

b.  $\frac{\pi}{6}$  radians

c.  $\frac{\pi}{2}$  radians

d.  $\frac{5\pi}{6}$  radians

### **13.3 Arclength (Day 2)**

**Warm Up:** Convert the angle to degrees. Draw the angle in standard position, as well as the corresponding right triangle. Then find the exact values for  $\cos\theta$  and  $\sin\theta$ .

$$\theta = \frac{\pi}{3}$$

You can find the length of an intercepted arc by using the proportion:

#### **Length of an Intercepted Arc**

For a circle of radius  $r$  and a central angle of measure  $\theta$  (in *radians*), the length  $s$  of the intercepted arc is:

#### **Example 4: Finding the Length of an Arc**

Find the length of the intercepted arc to the nearest tenth. Sketch a diagram!

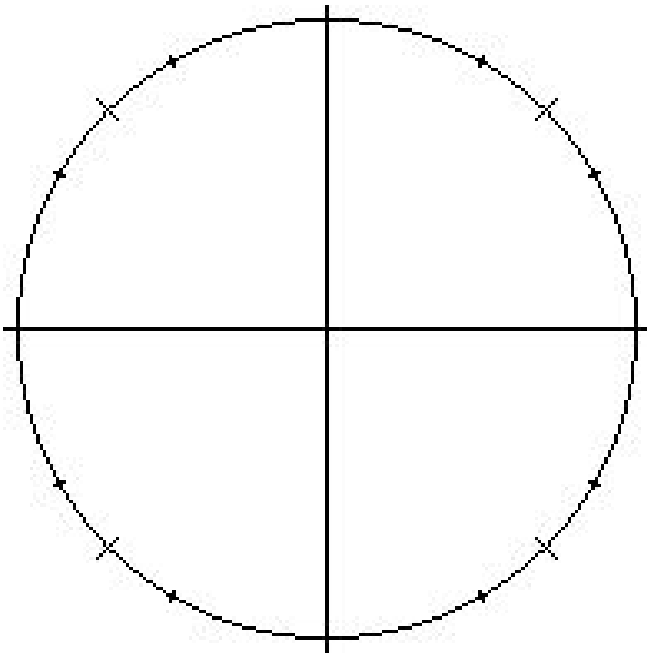
a. Given: A circle of radius 3 in,  $\theta = \frac{5\pi}{6}$ .

b. Given: A circle of radius 5m,  $\theta = \frac{2\pi}{3}$ .

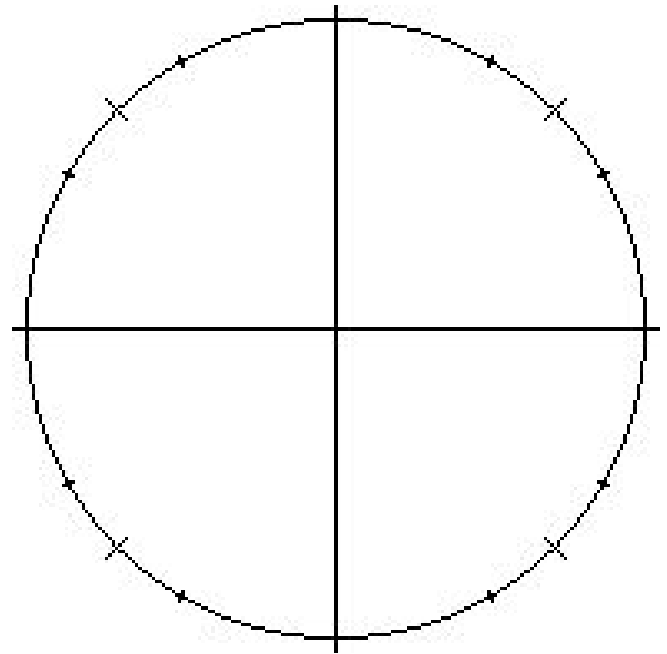
**The Unit Circle: radius = \_\_\_\_\_**

If you know quadrant 1, you can derive quadrants 2, 3, 4 by symmetry. Thus, let's study quadrant 1.

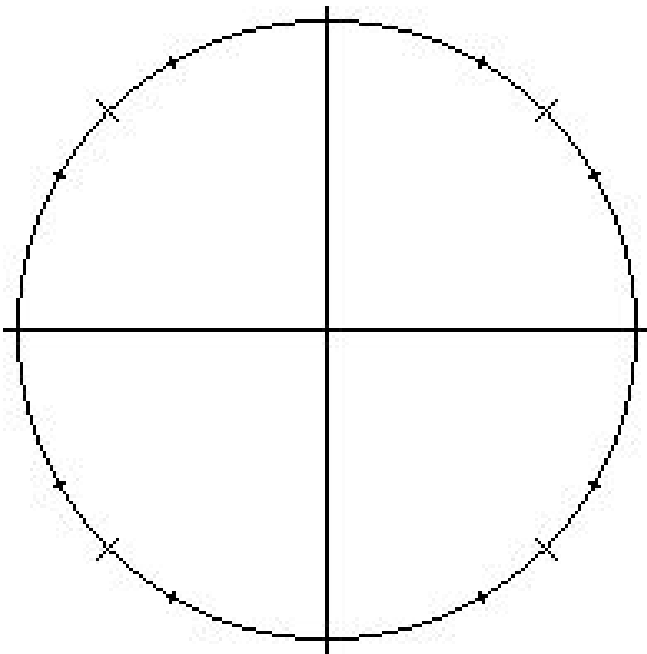
$\theta=30^\circ$



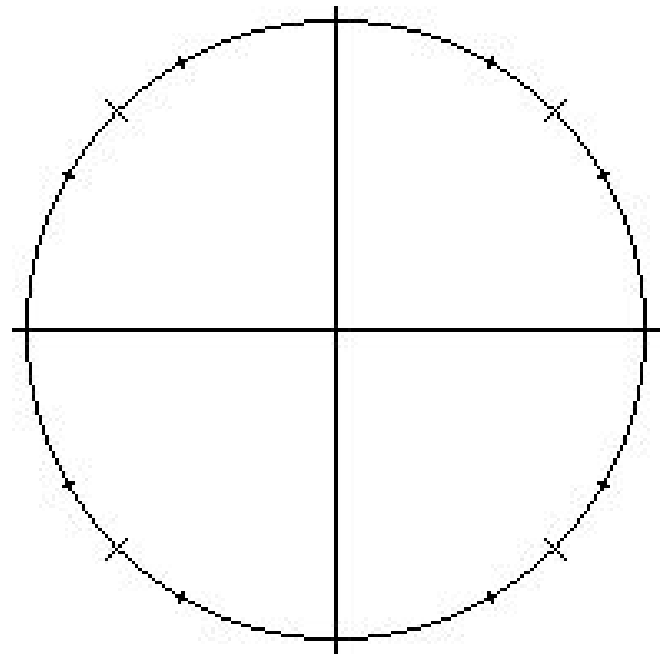
$\theta=45^\circ$



$\theta=60^\circ$

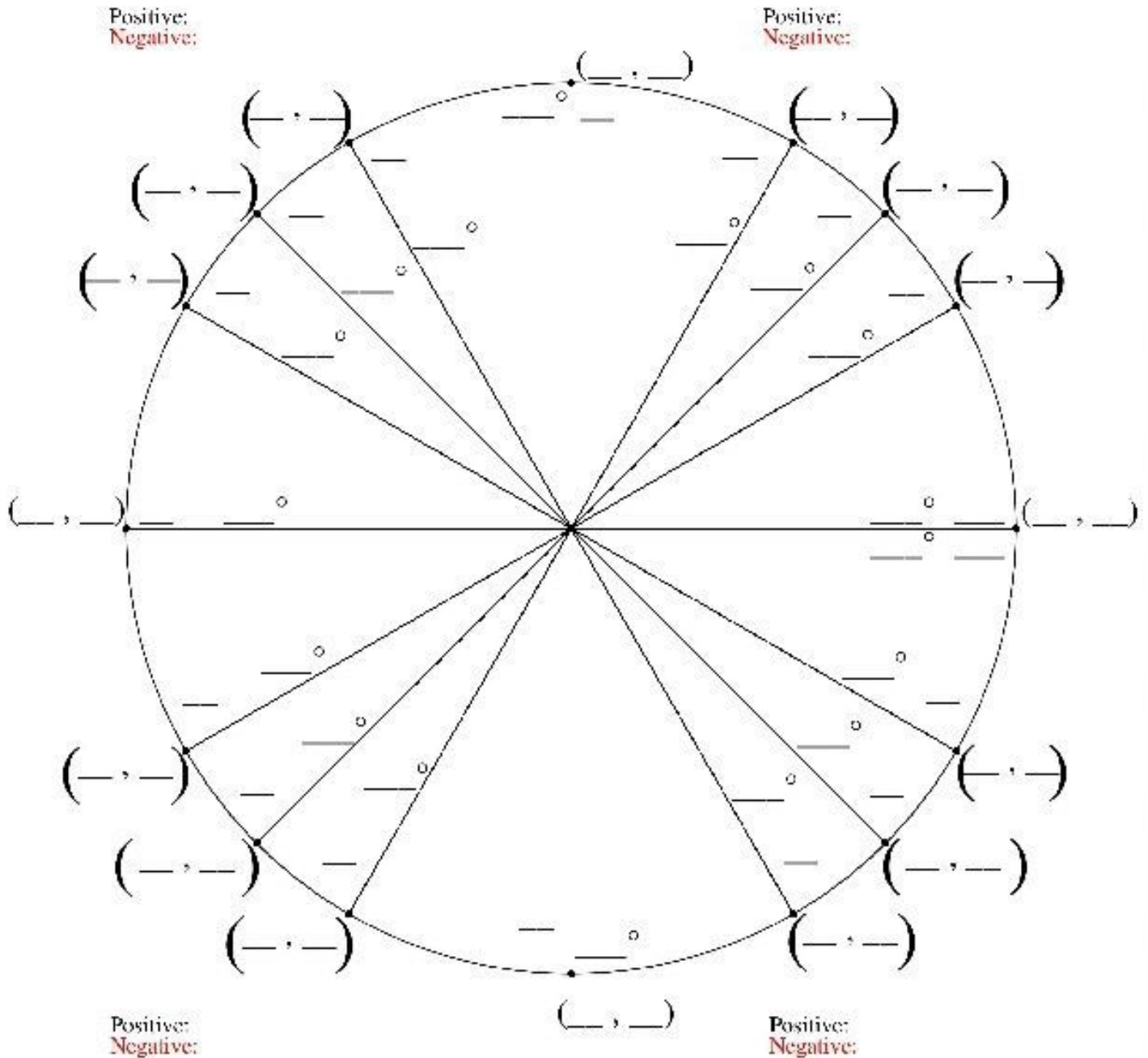


$\theta=0^\circ$  or  $\theta=90^\circ$



Now let's do all four quadrants...

# Fill in The Unit Circle



**Coordinates (x, y) on the unit circle:**

$\cos\theta = \underline{\hspace{2cm}}$

$\sin\theta = \underline{\hspace{2cm}}$

$\tan\theta = \underline{\hspace{2cm}}$

### 13.4 The Sine Function (Day 1)

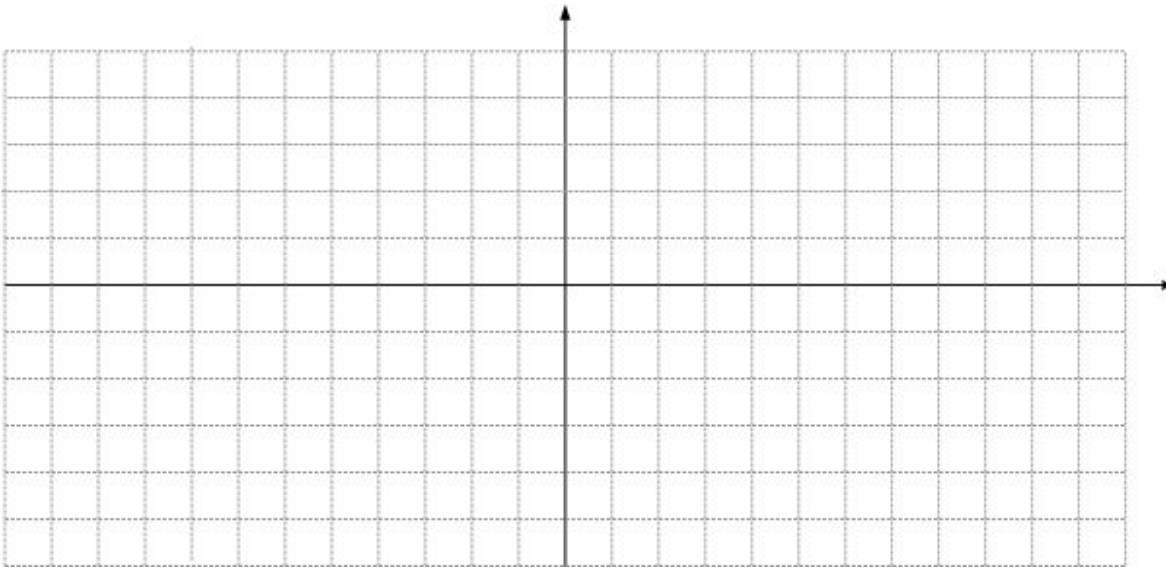
**Warm Up:** Use the graph. State:

1. the period
2. the domain
3. the amplitude
4. the range

**sine function  $y=\sin\theta$ :** for each measure of  $\theta$ , the sine of  $\theta$  corresponds with the \_\_\_\_\_-coordinates on the unit circle.

**$y=\sin\theta$**

$\theta$ (degrees)	$0^\circ$	$30^\circ$	$45^\circ$	$60^\circ$	$90^\circ$	$180^\circ$	$270^\circ$	$360^\circ$
y								



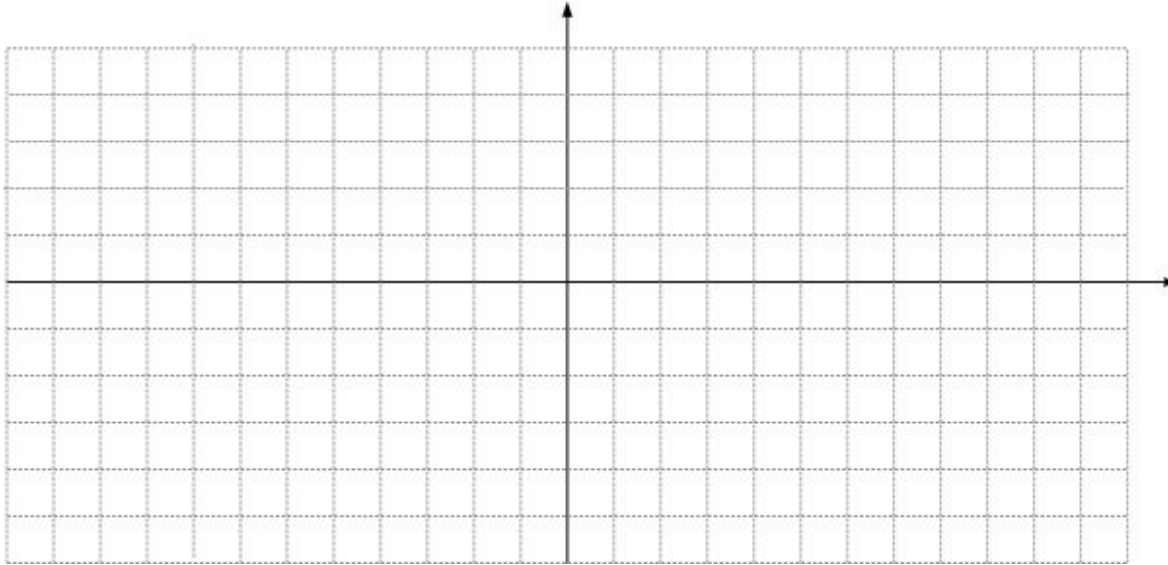
#### Example 1: Interpreting the Sine Function in Degrees

- a. What is the value of  $y=\sin\theta$  for  $\theta=270^\circ$ ?
- b. For what values of  $\theta$  between  $0^\circ$  and  $360^\circ$  does the graph of  $y=\sin\theta$  reach
  - the maximum value of  $y=1$ ?
  - the minimum value of  $y=-1$ ?
  - x-intercept of  $y=0$ ? aka "zero"

**Mathematical convention:** An angle measure  $\theta$  can be expressed in degrees or in radians. However, when no unit is mentioned, you should use radians. Let's graph the sine function in radians...

**$y = \sin \theta$**

$\theta$ (radians)					
y					



**Example 2: Estimating Sine Values in Radians**

Use your graph above to estimate the value. Check your estimate with a calculator.

- a.  $\sin 2$
- b.  $\sin \pi$

For the sine function, find the following:

- a. amplitude
- b. period (in degrees and radians)
- c. domain and range

## Properties of Sine Functions

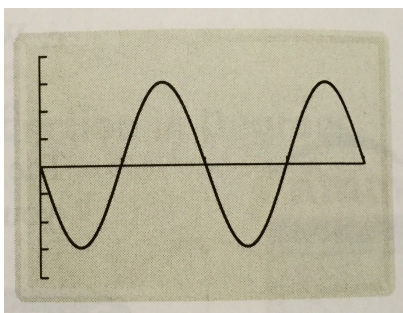
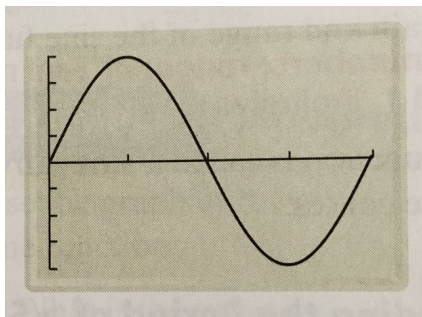
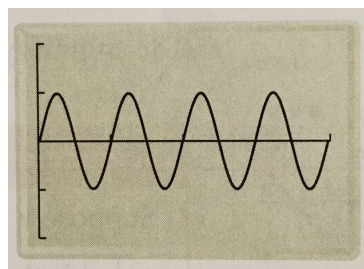
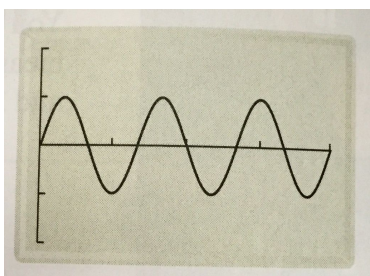
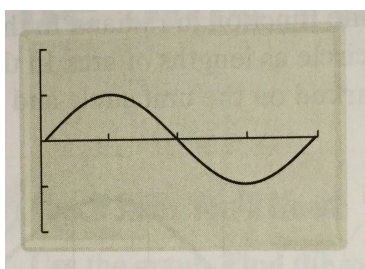
Suppose  $y = a \sin b\theta$ , where  $a \neq 0$ ,  $b > 0$ , and  $\theta$  in radians.

- The amplitude of the function is \_\_\_\_\_
- The number of cycles in the interval from 0 to  $2\pi$  is \_\_\_\_\_
- The period of the function is \_\_\_\_\_

### Examples 3&4: Finding the Period and Amplitude of a Sine Function

- Find the amplitude.
- How many cycles does the sine function have in the interval from 0 to  $2\pi$ ?
- Find the period.

The  $\theta$ -axis represents values from 0 to  $2\pi$ . Each interval on the y-axis represents 1 unit.



### 13.4 The Sine Function (Day 2)

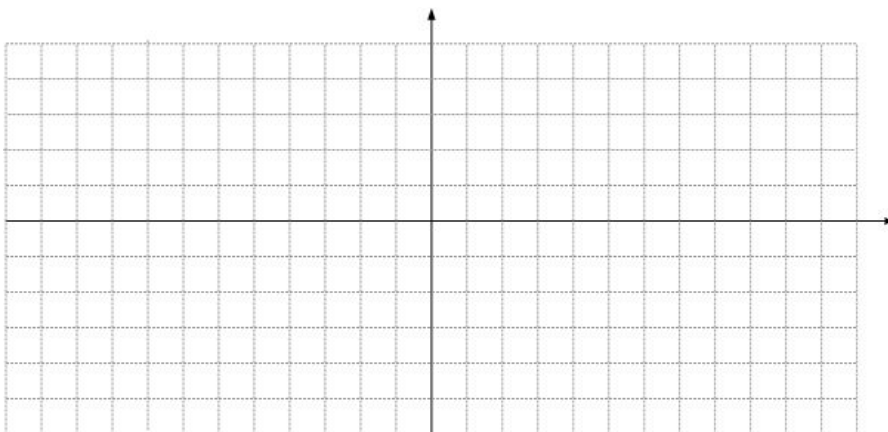
#### II. Graphing Sine Functions

You can use 5 points equally spaced through one cycle to sketch a sine curve. For  $a > 0$ , this 5-point pattern is zero-max-zero-min-zero.

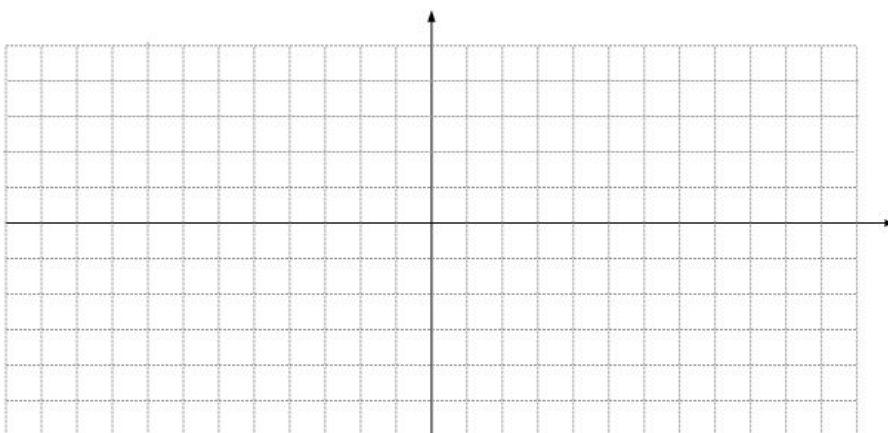
#### Example 5: Sketching a Graph

Sketch one cycle of each sine curve. Then write an equation for each graph.

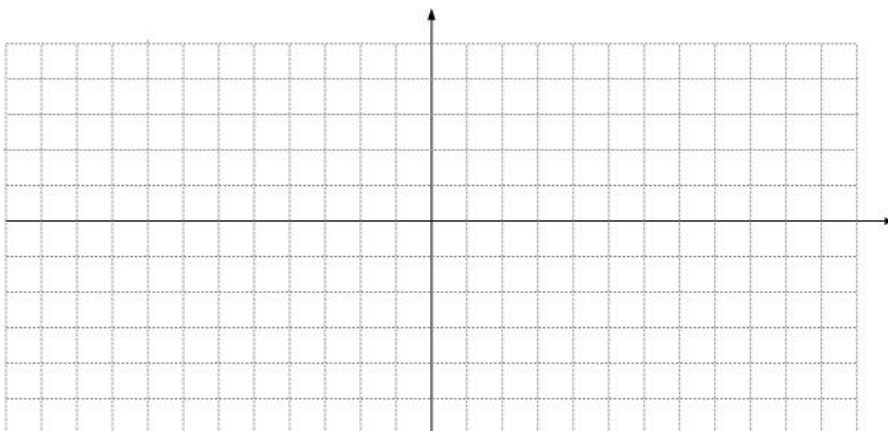
a. amplitude 2, period  $4\pi$ ,  $a > 0$



b. amplitude 3, period 4,  $a > 0$



c. Predict the 5-point pattern for the sine function when  $a < 0$ . Then sketch amplitude 2, period  $2\pi/3$ .





**Example 6: Graphing from a Function Rule**

Sketch one cycle of the following sine functions.

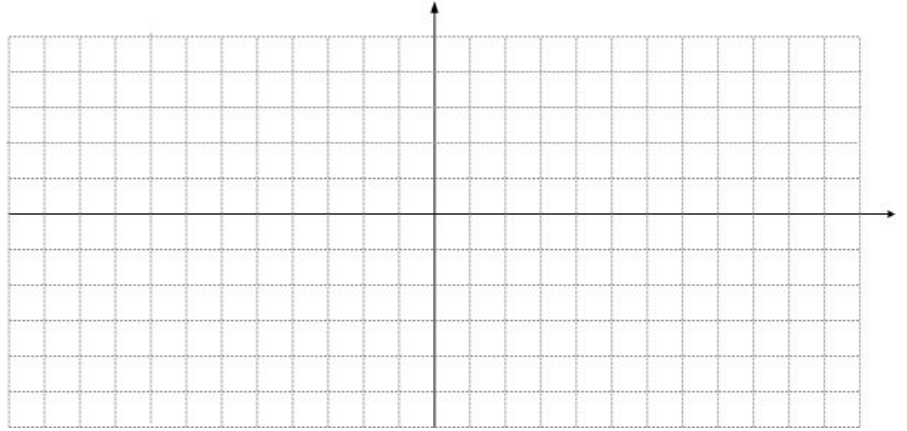
1.  $y = \frac{1}{2}\sin 2\theta$

amplitude:

period:

interval spacing  
on  $\theta$ -axis:

5-point pattern:



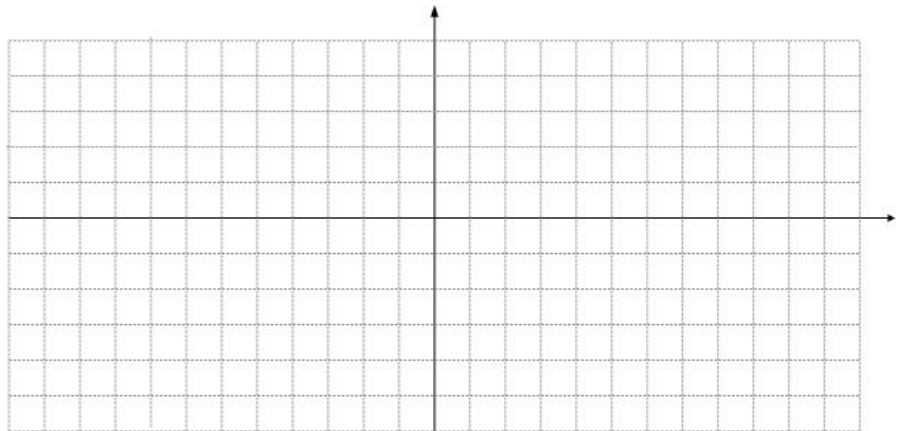
2.  $y = 3\sin \frac{\pi}{2}\theta$

amplitude:

period:

interval spacing  
on  $\theta$ -axis:

5-point pattern:



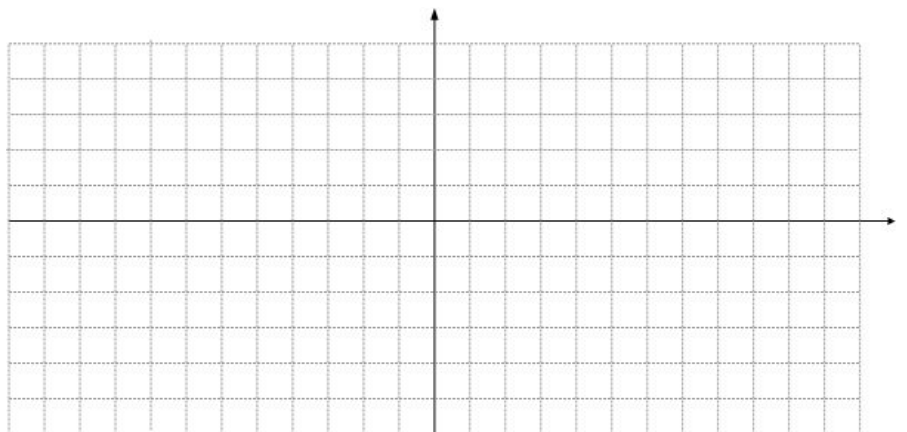
3.  $y = -4\sin \frac{1}{2}\theta$

amplitude:

period:

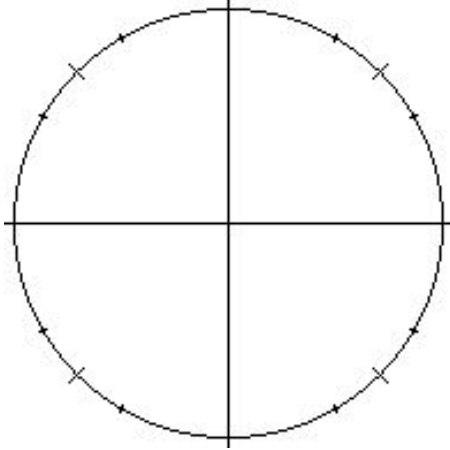
interval spacing  
on  $\theta$ -axis:

5-point pattern:



### 13.5 The Cosine Function (Day 1)

**Warm up:** Fill out the unit circle. Evaluate the following angles of cosine.



1.  $\cos 0^\circ$

2.  $\cos 90^\circ$

3.  $\cos 180^\circ$

4.  $\cos 270^\circ$

5.  $\cos 360^\circ$

6.  $\cos 0$

7.  $\cos \frac{\pi}{2}$

8.  $\cos \pi$

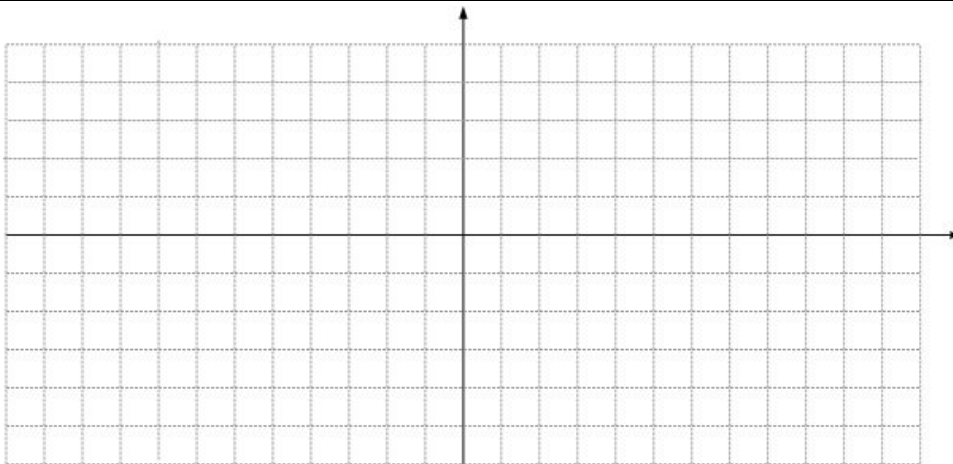
*Remember:*  $\cos \theta$  equals the \_\_\_\_\_-coordinate on the unit circle.

9.  $\cos \frac{3\pi}{2}$

10.  $\cos 2\pi$

#### I. Graph the cosine function: $y = \cos \theta$

$\theta$ (radians)					
$y$					



#### Example 1: Interpreting the Graph of $y = \cos \theta$

a. Use your graph above. Find the following:

domain

period

range

amplitude

b. In the interval from 0 to  $2\pi$ , where do the maximum occur? minimum? zeros?

c. What is the 5-point pattern of the cosine graph?

## Properties of Cosine Functions

Suppose  $y = a \cos b\theta$ , where  $a \neq 0$ ,  $b > 0$ , and  $\theta$  in radians.

- The amplitude of the function is \_\_\_\_\_
- The number of cycles in the interval from 0 to  $2\pi$  is \_\_\_\_\_
- The period of the function is \_\_\_\_\_

### Example 2: Sketching the Graph of a Cosine Function

Sketch one cycle of the following cosine functions.

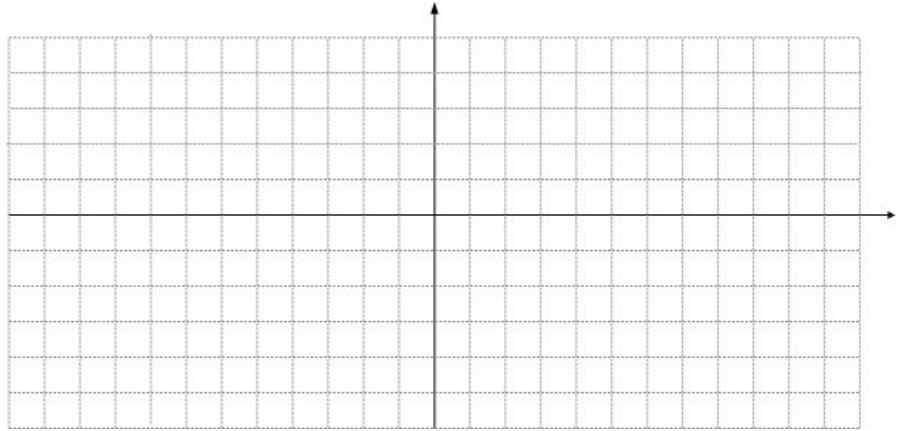
1.  $y = \cos \frac{\pi}{2}\theta$

amplitude:

period:

interval spacing  
on  $\theta$ -axis:

5-point pattern:



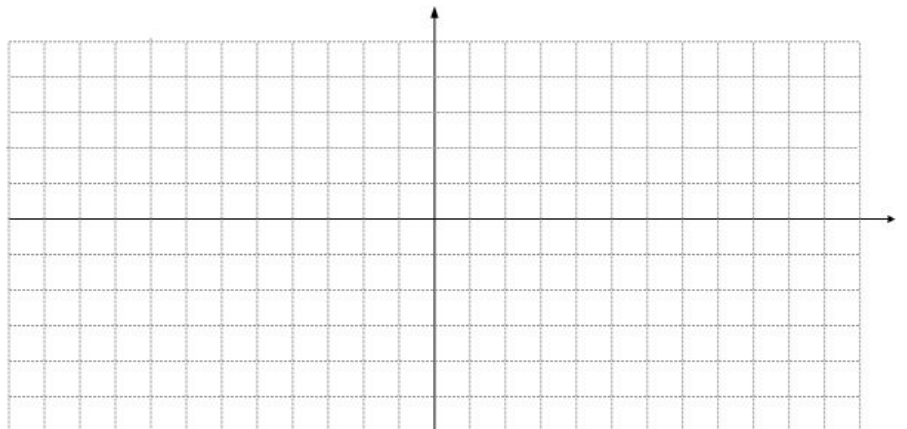
2.  $y = -3\cos\theta$

amplitude:

period:

interval spacing  
on  $\theta$ -axis:

5-point pattern:



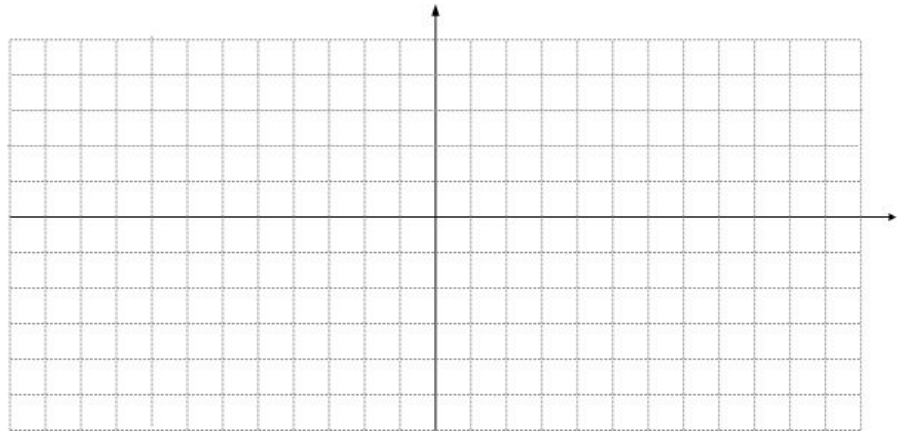
3.  $y = 1.5\cos 2\theta$

amplitude:

period:

interval spacing  
on  $\theta$ -axis:

5-point pattern:



### 13.5 The Cosine Function (Day 2)

Warm up: Graph the following cosine functions.

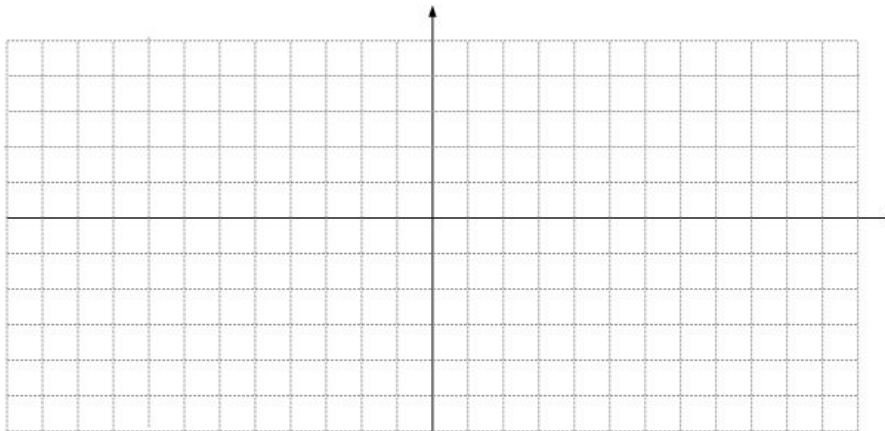
1.  $y = 3\cos 2\theta$

amplitude:

period:

interval spacing  
on  $\theta$ -axis:

5-point pattern:



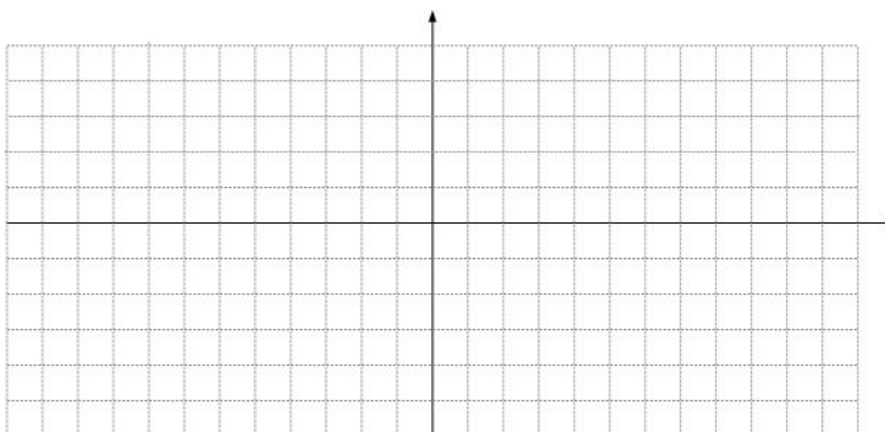
2.  $y = -2\cos \theta$

amplitude:

period:

interval spacing  
on  $\theta$ -axis:

5-point pattern:



### II. Solving Trigonometric Equations

#### Example 4: Solving a Cosine Equation

Solve the cosine equation in the interval from 0 to  $2\pi$ . Round to the nearest hundredth. Calculators needed.

a.  $-2\cos \theta = 1.2$

b.  $3\cos 2t = -2$

c.  $5\cos \frac{\pi}{2}t = 3$

Identify the period, range, and amplitude of each function.

22.  $y = 3\cos\theta$

24.  $y = 2\cos\frac{1}{2}t$

26.  $y = 3\cos\left(-\frac{\theta}{3}\right)$

28.  $y = 16\cos\frac{3\pi}{2}t$

### 13.6 The Tangent Function

**Warm up:** Use a calculator to find the sine and cosine of each  $\theta$ . Then calculate the ratio of  $\sin\theta$  to  $\cos\theta$ .

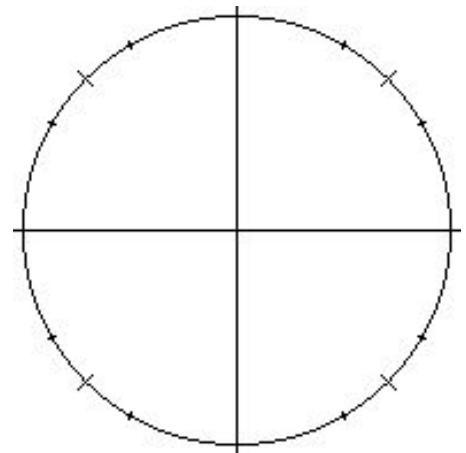
$\theta$	$\sin\theta$	$\cos\theta$	$\frac{\sin\theta}{\cos\theta}$
1. $\frac{\pi}{3}$			
2. $30^\circ$			
3. $90^\circ$			
4. $\pi$			
5. $\frac{7\pi}{6}$			

#### I. The Tangent Function

The  $\cos\theta$  is derived from the \_\_\_\_\_ - coordinate of the point on the unit circle.


The  $\sin\theta$  is derived from the \_\_\_\_\_ - coordinate of the point on the unit circle.

The  $\tan\theta$  is derived from the ratio of  $\sin\theta$  to  $\cos\theta$ . In other words:  $\tan\theta = \underline{\hspace{2cm}}$



#### $y = \tan\theta$

$\theta$ (radians)	0	$\frac{\pi}{4}$	$\frac{\pi}{2}$	$\frac{3\pi}{4}$	$\pi$	$-\frac{\pi}{4}$	$-\frac{\pi}{2}$
y							



#### Features of the parent tangent function:

passes through:

each “branch” is:

x-intercepts (zeros):

vertical asymptotes:

“guide points”:

## Properties of Tangent Functions

Suppose  $y = a \tan b\theta$ , where  $b > 0$ , and  $\theta$  in radians.

- The period of the function is \_\_\_\_\_
- 1 cycle occurs in the interval from \_\_\_\_\_ to \_\_\_\_\_
- There are vertical asymptotes at each end of the cycle.
- The pattern is “*asymptote, -a, zero, a, asymptote*”.

### Example 2: Graphing a Tangent Function

Sketch 2 cycles of each tangent function.

1.  $y = \tan \pi \theta$

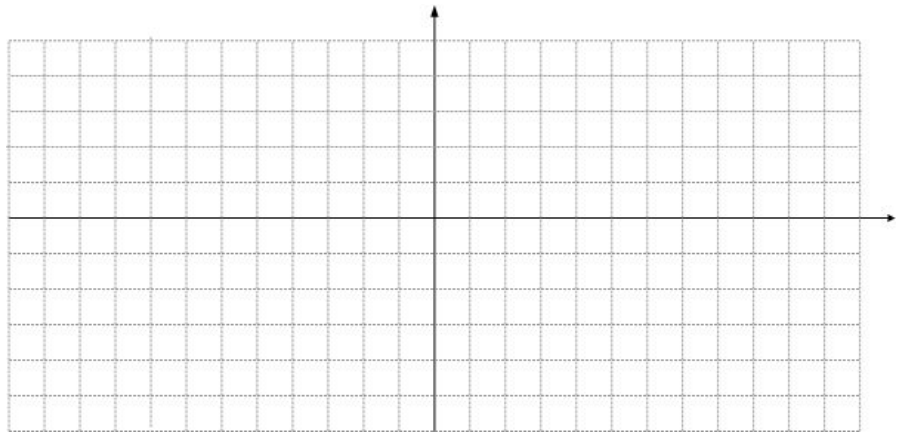
period:

1 cycle: from \_\_\_\_\_ to \_\_\_\_\_

VA:

2 guide points:

pattern:



2.  $y = \tan 3\theta$

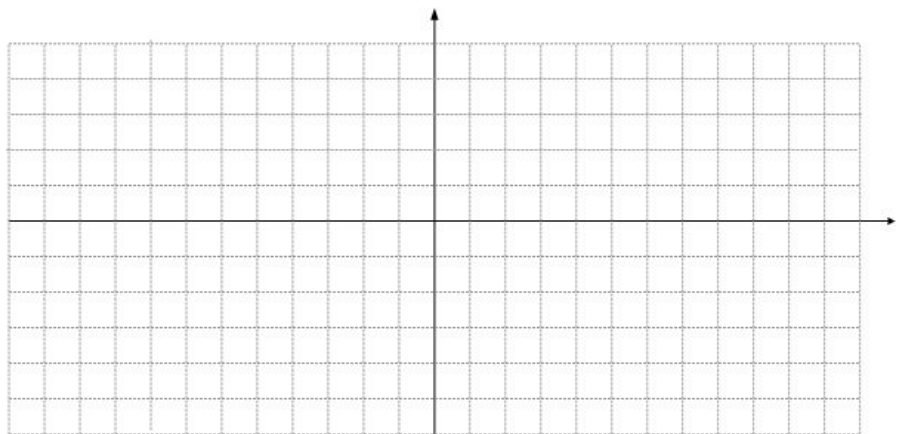
period:

1 cycle: from \_\_\_\_\_ to \_\_\_\_\_

VA:

2 guide points:

pattern:





3.  $y = \tan \frac{\pi}{2} \theta$

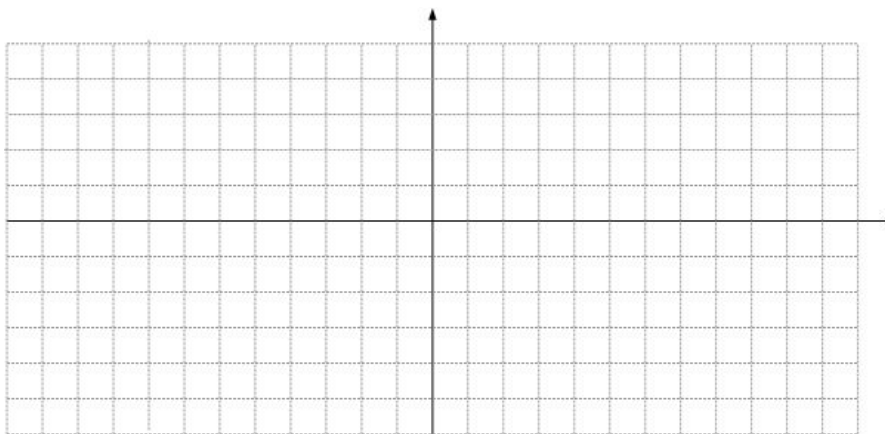
period:

1 cycle: from \_\_\_\_\_ to \_\_\_\_\_

VA:

2 guide points:


pattern:



## 13.7 Translating Sine and Cosine Functions

### Warm Up:

1. Graph  $y = \tan \theta$  ... again! (Try not to peek at prior notes.)



### Features of the tangent function:

passes through:

each “branch” is:

x-intercepts (zeros):

vertical asymptotes:

“guide points”:

2. Compare each pair of equations. State the translations (horizontal, vertical) involved.

a.  $y = 2x$ ,  $y = 2x + 5$

b.  $y = |x|$ ,  $y = |x + 3|$

c.  $y = x^2$ ,  $y = x^2 - 4$

d.  $y = |x - 2| + 1$

e.  $y = x^2$ ,  $y = (x + 3)^2 - 6$

d.  $y = f(x)$ ,  $y = f(x - h) + k$

### I. Graphing Translations of Trigonometric Functions

**Phase shift** - the horizontal translation of a function. If  $f(x)$  is the “parent”, then  $f(x-h)$  translates horizontally  $h$  units. For example:  $f(x-1)$  translates \_\_\_\_\_,  $f(x+3)$  translates \_\_\_\_\_.

**Vertical shift** - the vertical translation of a function. If  $f(x)$  is the “parent”, then  $f(x)+k$  translates vertically  $k$  units. For example:  $f(x) - 1$  translates \_\_\_\_\_,  $f(x) + 3$  translates \_\_\_\_\_.

### Example 1: Identifying Phase Shifts and Vertical Shifts

What is the value of  $h$  and  $k$  in each translation? Describe the shift i.e. “3 units to the left”.

a.  $f(x-2)$

b.  $y = \cos(x+4)$

c.  $f(t-5)$

d.  $y = \sin(x+3)$

e.  $f(x) - 2$

b.  $y = \cos x + 4$

c.  $f(t) - 5$

d.  $y = \sin x + 3$

### Example 2: Graphing Translations

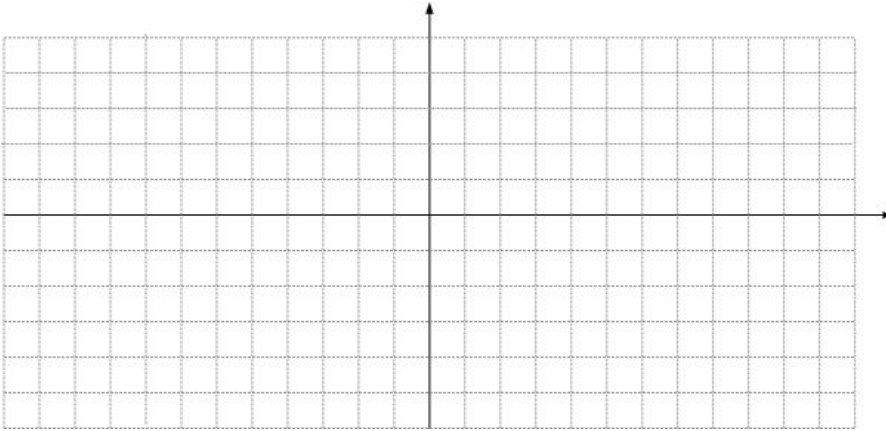
Make a table and then graph the following functions on the same set of axes:

$$y = \sin x$$

x					
y					

$$y = \sin x + 3$$

x					
y					

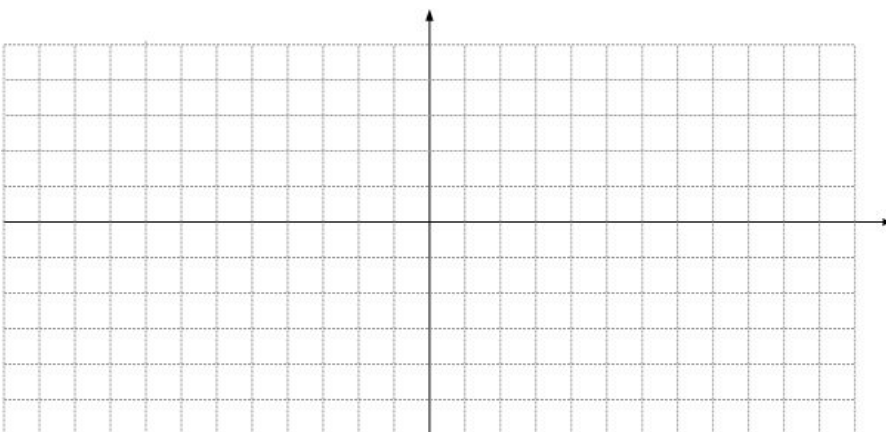


$$y = \cos x$$

x					
y					

$$y = \cos\left(x - \frac{\pi}{2}\right)$$

x					
y					



**Example 3: Graphing a Combined Translation**

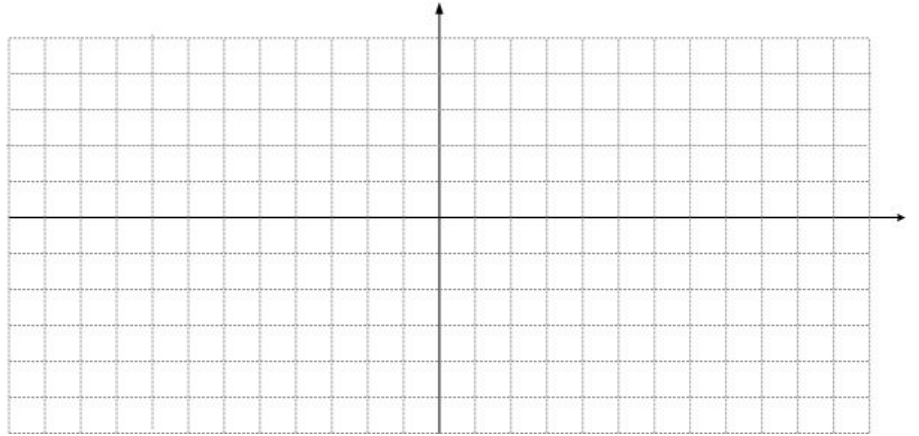
1.  $y = \sin(x + \pi) - 2$

amplitude:

period:

phase shift:

interval spacing on x-axis:



vertical shift:

5 point pattern:

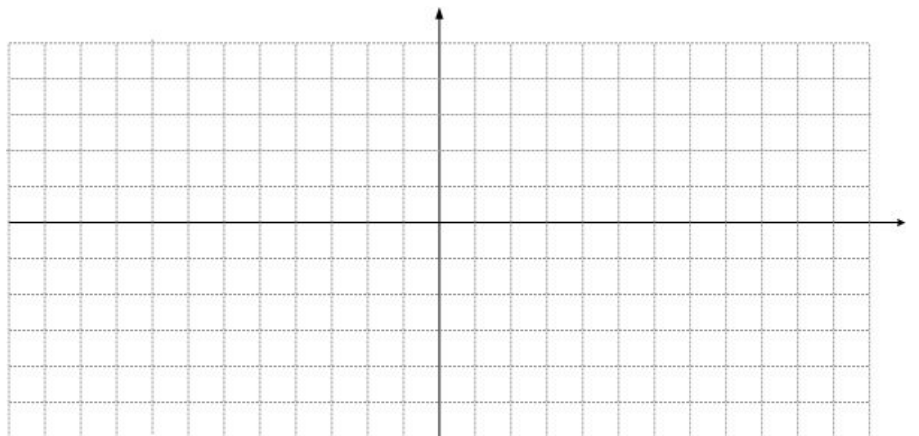
2.  $y = 2\cos(x - \frac{\pi}{2}) + 3$

amplitude:

period:

phase shift:

interval spacing on x-axis:



vertical shift:

5 point pattern:

**Summary: Families of Sine and Cosine Functions**

**Parent**

**Transformed Function**

y=sinx

\_\_\_\_\_

y=cosx

\_\_\_\_\_

amplitude =

h =

period =

k =

### 13.7 Translating Sine and Cosine Functions (Day 2)

#### Warm Up:

$$y = -3\sin\left(x + \frac{\pi}{2}\right) + 2$$

amplitude:

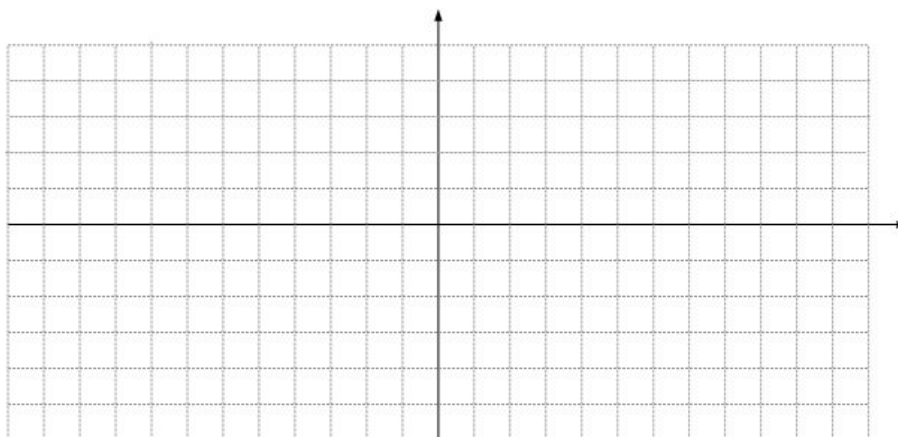
period:

phase shift:

interval spacing on x-axis:

vertical shift:

5 point pattern:



#### When the phase shift is a pesky number...

$$y = \sin\left(x - \frac{\pi}{3}\right)$$

amplitude:

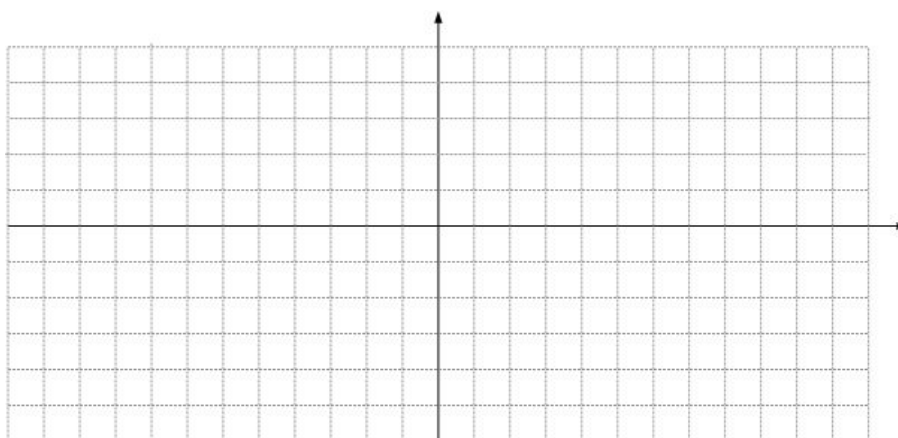
period:

phase shift:

interval spacing on x-axis:

vertical shift:

5 point pattern:



### Graphing a translation of $y = \sin 2x$ ...

$$y = \sin 2\left(x - \frac{\pi}{3}\right) - \frac{3}{2}$$

amplitude:

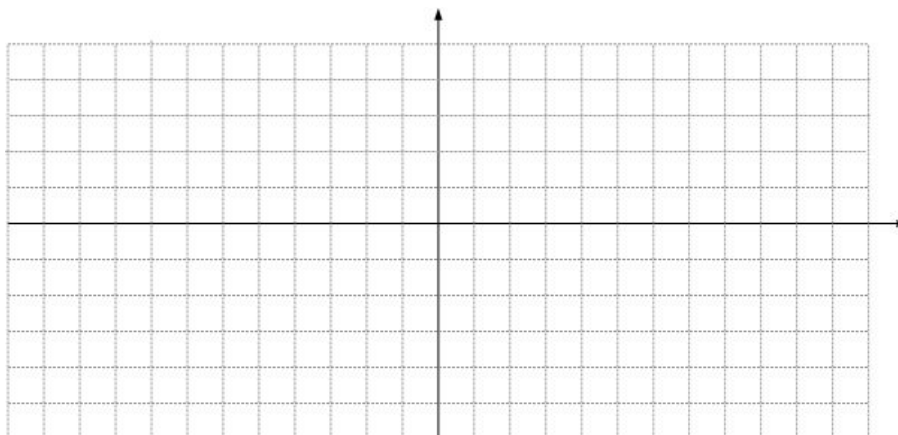
period:

phase shift:

interval spacing on x-axis:

vertical shift:

5 point pattern:



$$y = -3\sin 2\left(x - \frac{\pi}{3}\right) - \frac{3}{2}$$

amplitude:

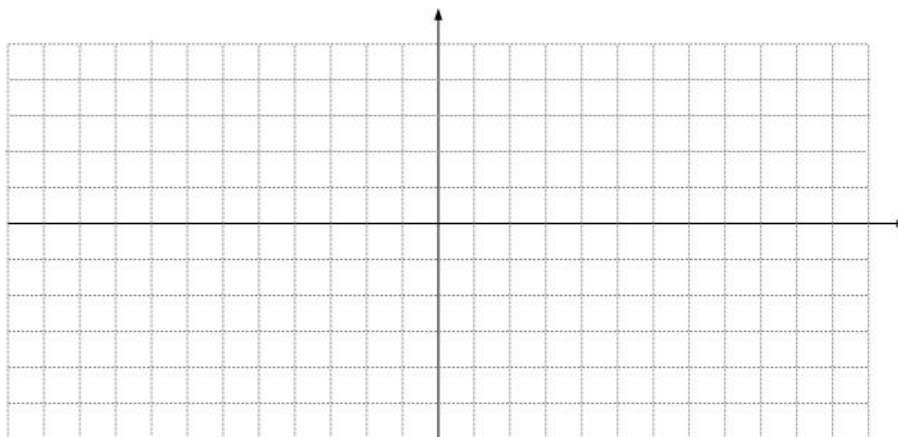
period:

phase shift:

interval spacing on x-axis:

vertical shift:

5 point pattern:



$$y = 2\cos\frac{\pi}{2}(x + 1) - 3$$

amplitude:

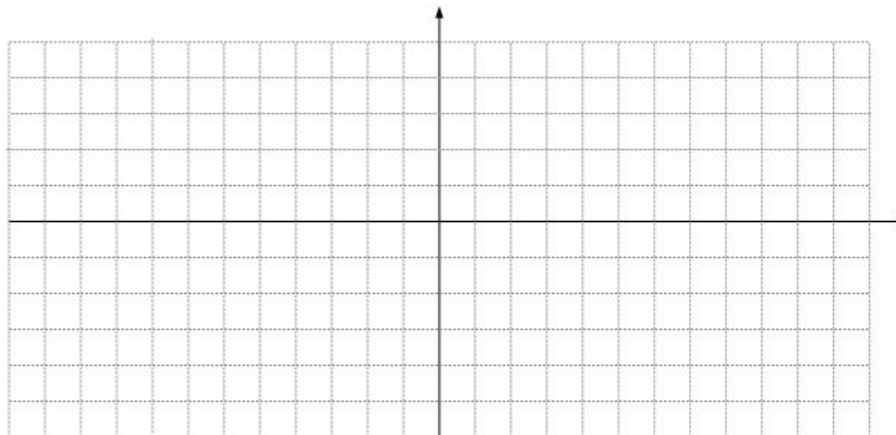
period:

phase shift:

interval spacing on x-axis:

vertical shift:

5 point pattern:



### Example 5: Writing a Translation

Write an equation for each translation.

a.  $y = \sin\pi$ ,  $\pi$  units down

b.  $y = -\cos x$ , 2 units left

c.  $y = \cos x$ ,  $\frac{\pi}{2}$  units up

d.  $y = 2\sin x$ ,  $\frac{\pi}{4}$  units right

### 13.8 Reciprocal Trigonometric Functions

#### Warm up:

Find the reciprocal of each fraction:

1.  $\frac{9}{13}$

2.  $-\frac{5}{8}$

3.  $\frac{1}{2\pi}$

4.  $\frac{14}{-t}$

5.  $\theta$

Name the 3 trigonometric functions you have studied so far:

1. \_\_\_\_\_

2. \_\_\_\_\_

3. \_\_\_\_\_

These 3 trigonometric functions have reciprocals.

**Definition: Cosecant, Secant, and Cotangent**

#### Example 1: Using Reciprocals

a. Use your calculator (degree mode). Round your answer to the nearest hundredth.

$\csc 60^\circ$

$\cot 55^\circ$

$\sec 15^\circ$

b. Suppose  $\cos\theta = \frac{5}{13}$ . Find  $\sec\theta$ .

c. Suppose  $\sin\theta = \frac{-12}{13}$ . Find  $\csc\theta$ .

#### Example 2: Find The Exact Value

$\csc 30^\circ$

$\csc 45^\circ$

$\csc 60^\circ$

$\csc 90^\circ$

$\sec 30^\circ$

$\sec 45^\circ$

$\sec 60^\circ$

$\sec 90^\circ$

$\cot 30^\circ$

$\cot 45^\circ$

$\cot 60^\circ$

$\cot 90^\circ$



**Example 3: Using Radians**

a. Use your calculator (radian mode). Round your answer to the nearest hundredth.

$$\sec(-1)$$

$$\csc(-1.5)$$

$$\sec 2$$

b. Find the exact value.

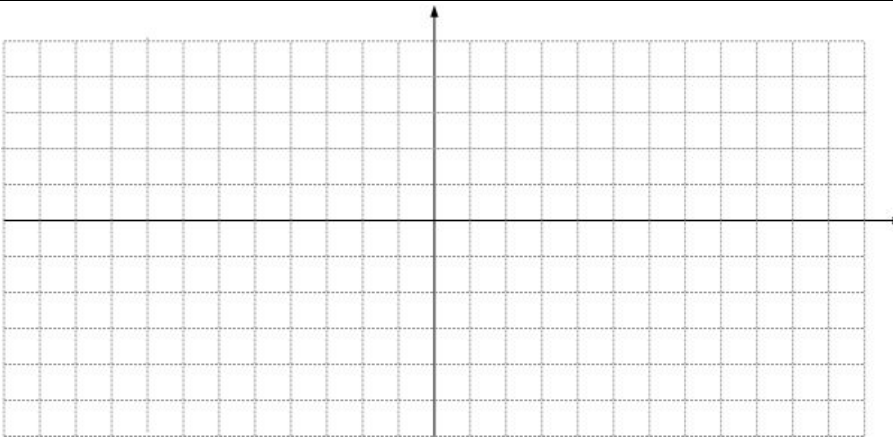
$$\cot \frac{\pi}{3}$$

$$\cot \pi$$

$$\sec 0$$

**Example 4: Graph The Reciprocal Trigonometric Functions**

$x$	0	$\frac{\pi}{2}$	$\pi$	$\frac{3\pi}{2}$	$2\pi$
$y = \sin x$					
$y = \csc x$					



$x$	0	$\frac{\pi}{2}$	$\pi$	$\frac{3\pi}{2}$	$2\pi$
$y = \cos x$					
$y = \sec x$					

